



STANDARDNE MLAZNICE ZA ČIŠĆENJE

Napravljene su od kaljenog čelika, otpornog na habanje sa umetcima sa prednje strane (zamenjivim). Ugao mlaza je 30°, dugotrajne su i otporne na habanje.

Sve mlaznice iz ove grupe artikala (30.038) imaju keramičke umetke. Zbog toga efikasno, znatno više u poređenju sa drugim mlaznicama čiste i dugotrajnije su.















PRIMENA:

- Upotrebljava se za uklanjanje naslaga mulja i nečistoća




























STANDARDNE MLAZNICE ZA ČIŠČENJE

STANDARDNE MLAZNICE ZA ČIŠČENJE 1/8"

				
	30.012NSL10	30.012NSL15	30.012NSL10F	30.012NSL15F
	1/8 NPT	1/8 NPT	1/8 NPT	1/8 NPT
	1 - 4	1 - 4	1 - 4	1 - 4
	2.6	4	2.6	4
	4 × Ø 0.75 mm	4 × Ø 0.95 mm	4 × Ø 0.75 mm	4 × Ø 0.90 mm
	—	—	1 × Ø 0.60 mm	1 × Ø 0.60 mm
	25°	25°	25°	25°
	0.5 × 0.7	0.5 × 0.7	0.5 × 0.7	0.5 × 0.7
	0.02	0.02	0.02	0.02
	5,075	5,075	5,075	5,075
	—	—	—	—

STANDARDNE MLAZNICE 1/4"

				
	30.0253NSL10	30.0253NSL15	30.0253NSL10F	30.0253NSL15F
	1/4 NPT	1/4 NPT	1/4 NPT	1/4 NPT
	1.2 - 4	1.2 - 4	1.2 - 4	1.2 - 4
	2.6	4	2.6	4
	3 × Ø 0.85 mm	3 × Ø 1.10 mm	3 × Ø 1.10 mm	3 × Ø 1.10 mm
	—	—	1 × Ø 0.80 mm	1 × Ø 0.80 mm
	25°	25°	25°	25°
	0.7 × 0.8	0.7 × 0.8	0.7 × 0.8	0.7 × 0.8
	0.04	0.04	0.04	0.04
	5,075	5,075	5,075	5,075
	—	—	—	—

	Connecting thread [inch]		Thrust jet		Weight [lb.]
	Application range [inch]		Front jet		Recycling
	min. gpm at 1450 psi at the nozzle		Jet angle backward		Maximum pressure [psi]
	Measures [inch]		Jet angle forward		



STANDARDNE MLAZNICE ZA ČIŠČENJE

STANDARDNE MLAZNICE 1/4"



30.0256NSL30 **30.0256NSL30F**

	1/4 NPT	1/4 NPT
	1.2 - 4.5	1.2 - 4.5
	8	8
	6 × Ø 1.10 mm	6 × Ø 1.00 mm
	—	1 × Ø 0.80 mm
	25°	25°
	0.7 × 0.8	0.7 × 0.8
	0.04	0.04
	5,075	5,075
	—	—



35.0253NSL20 **35.0253NSL30** **35.0256NSL30**
















	1/4 NPT	1/4 NPT	1/4 NPT
	1.2 - 4.5	1.2 - 4.5	1.2 - 4.5
	5	8	8
	3 × Ø 1.10 mm	3 × Ø 1.45 mm	6 × Ø 1.00 mm
	4 × Ø 0.50 mm	4 × Ø 0.50 mm	4 × Ø 0.50 mm
	25°	25°	25°
	15°	15°	15°
	0.7 × 0.8	0.7 × 0.8	0.7 × 0.8
	0.04	0.04	0.04
	5,075	5,075	5,075
	—	—	—































	Connecting thread [inch]		Thrust jet		Weight [lb.]
	Application range [inch]		Front jet		Recycling
	min. gpm at 1450 psi at the nozzle		Jet angle backward		Maximum pressure [psi]
	Measures [inch]		Jet angle forward		

STANDARDNE MLAZNICE ZA ČIŠČENJE

STANDARDNE MLAZNICE 3/8"-1/2"
















				
	30.038NSL40	30.038NSL60	30.038NSL40F	30.038NSL60F
	3/8 NPT	3/8 NPT	3/8 NPT	3/8 NPT
	2 - 6	2 - 6	2 - 6	2 - 6
	10.5	16	10.5	16
	6 × Ø 1.30 mm	6 × Ø 1.50 mm	6 × Ø 1.30 mm	6 × Ø 1.50 mm
	—	—	1 × 0.6	1 × 0.8
	25°	25°	25°	25°
	—	—	—	—
	1.0 × 0.9	1.0 × 0.9	1.0 × 0.9	1.0 × 0.9
	0.15	0.15	0.15	0.15
	5,075	5,075	5,075	5,075
	—	—	—	—

						
	30.050SL40	30.050SL70	30.050SL100	30.050SL40F	30.050SL70F	30.050SL100F
	1/2	1/2	1/2	1/2	1/2	1/2
	2 - 8	2 - 8	2 - 8	2 - 8	2 - 8	2 - 8
	10.5	18	26	13	21	29
	6 × Ø 1.20 mm	6 × Ø 1.60 mm	6 × Ø 1.90 mm	6 × Ø 1.20 mm	6 × Ø 1.60 mm	6 × Ø 1.90 mm
	—	—	—	1 × Ø 1.10 mm	1 × Ø 1.40 mm	1 × Ø 1.50 mm
	30°	30°	30°	30°	30°	30°
	—	—	—	—	—	—
	1.2 × 1.0	1.2 × 1.0	1.2 × 1.0	1.2 × 1.0	1.2 × 1.0	1.2 × 1.0
	0.26	0.26	0.26	0.26	0.26	0.26
	5,075	5,075	5,075	5,075	5,075	5,075
	—	—	—	—	—	—












	Connecting thread [inch]		Thrust jet		Weight [lb.]
	Application range [inch]		Front jet		Recycling
	min. gpm at 1450 psi at the nozzle		Jet angle backward		Maximum pressure [psi]
	Measures [inch]		Jet angle forward	*	Optional front jet



Standard cleaning nozzles
















				
	35.050SL40	35.050SL70	35.050SL100	35.075SL160
	1/2	1/2	1/2	3/4
	2 - 8	2 - 10	2 - 10	2.8 - 10
	10.5	18	26	42
	6 × Ø 1.10 mm	6 × Ø 1.40 mm	6 × Ø 1.70 mm	6 × Ø 2.20 mm
	4 × Ø 1.00 mm	4 × Ø 1.10 mm	4 × Ø 1.30 mm	4 × Ø 1.20 mm
	30°	30°	30°	25°
	15°	15°	15°	15°
	1.2 × 1.8	1.2 × 1.8	1.2 × 1.8	1.2 × 1.8
	0.26	0.26	0.25	0.52
	5,075	5,075	5,075	5,075
	—	—	—	—


















	Connecting thread [inch]		Thrust jet		Weight [lb.]
	Application range [inch]		Front jet		Recycling
	min. gpm at 1450 psi at the nozzle		Jet angle backward		Maximum pressure [psi]
	Measures [inch]		Jet angle forward	*	Optional front jet












Standard cleaning nozzles

Standard cleaning nozzles 3/8" - 1 1/4"

				
	30.038N	30.050	35.050	30.075
	3/8 NPT	1/2	1/2	3/4
	1.6 - 6	2 - 8	2 - 8	2.8 - 10
	2.6	13	13	13
	6 × M4	6 × M6	6 × M6	6 × M6
	1 × M4	1 × M6	3 × M4 1 × M6	1 × M6
	30°	30°	30°	30°
	—	—	15°	—
	1.00 × 1.54	1.20 × 1.85	1.20 × 1.85	1.50 × 2.36
	0.15	0.26	0.26	0.50
	5,075	5,075	5,075	5,075
	✓	✓	✓	✓

Standard cleaning nozzles 3/8" - 1 1/4"

















				
	30.100	30.100SP20	35.100	30.125
	1	1	1	1 1/4
	6 - 14	6 - 14	6 - 14	8 - 16
	32	32	32	53
	8 × M8	8 × M8	8 × M8	8 × M8
	4 × M8	1 × M8	4 × M8	1 × M8
	30°	20°	30°	30°
	—	—	15°	—
	2.40 × 3.27	2.40 × 3.27	2.40 × 3.27	2.70 × 4.15
	1.60	1.60	1.60	3.05
	3,625	3,625	3,625	3,625
	✓	✓	✓	✓

	Connecting thread [inch]		Thrust jet		Weight [lb.]
	Application range [inch]		Front jet		Recycling
	min. gpm at 1450 psi at the nozzle		Jet angle backward		Maximum pressure [psi]
	Measures [inch]		Jet angle forward	*	Optional front jet



Standard cleaning nozzles

Rotodrill™ 1/4" - 1"

					
	36.025REV	36.050-12**	36.050**	36.075**	36.100**
	1/4	1/2	1/2	3/4	1
	3 - 6	2 - 6	2 - 6	3 - 8	6 - 10
	4	9	13	20	47
	1 × 1.5	6 × M4	6 × M4	6 × M6	6 × M8
	—	1 × 1.2	1 × 1.5	1 × 1.5	1 × 2.7
	25°	25°	25°	30°	30°
	—	—	—	—	—
	2.0 x 2.8	1.26 × 2.20	1.26 × 2.20	1.50 × 2.36	2.16 × 3.74
	0.57	0.38	0.38	0.74	1.92
	5,075	5,075	5,075	5,075	3,625
	—	—	—	—	—

** Rotating front jet



66.21040-040


Repair set for 36.050-12












66.21040-060

Repair set for 36.025REV, 36.050, 36.075

66.21040-200

Repair set for 36.100



	Connecting thread [inch]		Thrust jet		Weight [lb.]
	Application range [inch]		Front jet		Recycling
	min. gpm at 1450 psi at the nozzle		Jet angle backward		Maximum pressure [psi]
	Measures [inch]		Jet angle forward	*	Optional front jet