

Other accessories



Lower single roller

90 Avoid unnecessary wear on high-pressure hoses. The guide system mounts between the inside of the pipe and the upper edge of the manhole. The clamp jaw is adjustable to the manhole depth. Additional extensions are available. L 13 ft.



Extension (Deflection device)

0090.02 for 90



Additional second quick-lock

0090.03 for 90



Manhole roller guide

93 for an easy guiding of the high-pressure hose



Rope clip for upper deflection device

93.7



Adapter for flex guide for hoses

0091.0515



Banana extra small

91M Deflection device for cables and high-pressure hoses Ø from 6 📦 5.65



Banana small

91 Deflection device for cables and high-pressure hoses Ø from 8 📦 8.89



Banana medium


91A Deflection device for cables and high-pressure hoses Ø from 8 📦 11.42



	Connecting thread [inch]		min. gpm at 1450 psi at the nozzle	ØxL	Measures [inch]
	Application range [inch]		Maximum pressure [psi]		Weight [lb.]



Flex guide for hoses (made out of stainless steel), small

91.05M until max. 5/8" hoses \emptyset from 3.5  2.22



Flex guide for hoses (made out of stainless steel)

91.05 for 3/4" - 1 1/4" hoses \emptyset from 6  15.78








Flex guide for hoses

91.07 for 1" - 1 1/4" hoses \emptyset from 12  20.67



Hose

C173	11 yards, 3/16" for 3,625 psi		1 x 1/8 male, 1 x 1/4 female
C174	16 yards, 3/16" for 3,625 psi		1 x 1/8 male, 1 x 1/4 female
C175	22 yards, 3/16" for 3,625 psi		1 x 1/8 male, 1 x 1/4 female
C176-20	22 yards, 1/4" for 3,625 psi		1 x 1/4 male, 1 x 1/2 female
C176-30	33 yards, 1/4" for 3,625 psi		1 x 1/4 male, 1 x 1/2 female







Nozzle gauge

C200	with 20 bolts	with \emptyset 0.02" - 0.06"
C201	with 16 bolts	with \emptyset 0.06" - 0.12"



Set nozzle cleaning tool

C202 with 2 pins, incl. box

	Connecting thread [inch]		min. gpm at 1450 psi at the nozzle	\emptyset xL	Measures [inch]
	Application range [inch]		Maximum pressure [psi]		





Socket wrench

- C104** 3.5 mm: for M4-inserts
- C101** 5.0 mm: for M6-inserts
- C103** 7.0 mm: for M8-inserts
- C160** 7.0 mm: for M8-inserts strong version
- C131** 10.0 mm for M10-inserts

Tip cleaning kit

- 09.500TC** For cleaning debris from jets



Screw locking glue light

- C193** Loctite® 222



Screw locking glue medium

- C192** Loctite® 243



Screw locking glue high-strength

- C109** Loctite® 638



Screw locking glue high-strength

- C227** Loctite® 270



Corrosion protection spray

- C191** Cleans and protects pipe-cleaning-tools

